

檔 號：
保存年限：

亞洲大學 函

地址：41354臺中縣霧峰鄉柳豐路500號
聯絡人：楊宜靜
聯絡電話：(04)2332-3456轉6135
傳真電話：(04)2332-0719
電子信箱：
yummy0610@asia.edu.tw

受文者：國立嘉義大學 **研發處**

發文日期：中華民國99年12月3日

發文字號：亞洲研字第0990012421號

速別：普通件

密等及解密條件或保密期限：普通

附件：如說明三（投稿須知.DOC、投稿資料表.DOC、期刊撰寫格式.DOC、期刊徵稿辦法.DOC，共4個電子檔案）

主旨：本校《Asian Journal of Arts and Sciences》第一卷第二期徵稿，敬請轉知 貴校教師、研究同仁踴躍賜稿，請 查照。

說明：

- 一、本校「Asian Journal of Arts and Sciences」為學術性年刊，於每年六、十二月出刊，並接受中、英文稿。
- 二、稿件採全年徵稿，以尚未公開發表之原創性論文著作為限，稿件隨到隨審，歡迎商管、人文社會、健康、資訊領域教師踴躍賜稿，博士候選人亦可投稿。
- 三、檢附「投稿須知」、「期刊徵稿辦法」、「期刊撰寫格式」、「期刊投稿資料表」各1份，敬請公告並代為轉知貴校師生；相關附件及表格請至本校首頁資訊捷徑點選亞洲學術期刊網頁(<http://www.asia.edu.tw/journal/ajas/index.htm>)查詢與下載。
- 四、有關期刊問題請洽本校研究發展處學術發展組楊小姐，連絡電話：(04)23323456轉6135。

正本：公私立大專校院

副本：本校研究發展處

99/12/03 13:31:37 擬：Email 通知生命科學院、理工學院、管理學院、人文藝術學院、師範學院及師培中心並於研發處網站公告。

依分層負責規定授權單位主管代行


專案鄭書雯
辦事員

1206/1423

第1頁 共1頁

助理教授兼研究發展處學術發展組組長 李際偉

1207/1645



如 欽

1207/1709

電子公文

投稿須知

- 一、本刊為一學術性半年刊，於每年 6、12 月出刊。
- 二、凡未曾發表，有關健康產業管理、生物科技、保健營養、資訊工程、資訊多媒體應用、資訊傳播、光電與通訊、生物資訊、經營管理、國際企業、會計與資訊、財務金融、財經法律、休閒與遊憩管理、外國語文、心理、幼兒教育、社會工作、數位媒體設計、視覺傳達設計、創意商品設計等相關領域之學術論文均歡迎賜稿。
- 三、論文格式：
 - (一) 本刊接受中、英文稿。
 - (二) 本刊文稿以學術性論文為限，並請依 Publication Manual of the American Psychological Association 第 5 版(簡稱 APA 論文格式)撰稿，未依規定格式投稿者將請作者進行修改後才進入審稿程序。
 - (三) 文長以單行間距 15 頁為宜，來稿請用電腦打字並以 Microsoft word 軟體編輯。
 - (四) 稿件之首頁著錄文稿篇名、作者姓名與任職機構、通訊地址、電話、傳真及 e-mail 帳號等資料。其次依序為中、英文摘要、關鍵詞、正文與註解、參考文獻等。
- 四、來稿均需經本刊正式審稿程序，以匿名審查方式送請相關研究領域學者審閱，本刊並對來稿有潤飾編輯權，作者請自留底稿，恕不退件。為了維護匿名審查作業，除了首頁之外，其它地方請勿透露作者身份。
- 五、收到稿件後，決定是否送審，交由主編及相關領域編審委員決定；若決定送審，則交由相關領域編審委員推薦審稿人；若決定不予送審，將以信件通知，不退回原稿。
- 六、本刊審查程序如下：
 - (一) 本刊收到來稿後，先做形式審查，如有未符上述格式要求者，將說明原因予以退稿，請作者補正後再投。
 - (二) 本刊稿件之審查，係採匿名方式，由編輯委員會送請 2-3 位專家學者評審。經審查通過後，即排定順序，予以刊登。所有稿件評審意見之處理方式與程序如下：

處理方式		Reviewer 1			
		Accept	Minor revision	Major revision	Reject
Reviewer 2	Accept	Accept	Minor revision	Major revision	Reviewer 3
	Minor revision	Minor revision	Minor revision	Major revision	Reviewer 3
	Major revision	Major revision	Major revision	Major revision	Reject
	Reject	Reviewer 3	Reviewer 3	Reject	Reject

- 七、通過審查與依本期刊撰稿體例完成修改的稿件，請提供電子檔稿件 1 份，以方便排版作業。文稿的校稿作業，由本刊以電子郵件交作者校閱，校稿須在接到的 1 星期內寄回。
- 八、版權與著作財產權事宜

(一) 本期刊不接受已經正式出版及一稿數投的文稿。來稿請勿再投其他刊物。

(二) 經刊登之論文，版權歸本期刊所有。非經本期刊同意，不得轉載或轉譯為其它語文發表。

(三) 所有論文、文章、攝影作品及素描作品被接受刊登後，所有列名作者將被要求讓與該論文、文章、攝影作品及素描作品之著作財產權給本刊，本刊有統籌處理出版的權利，但作者仍保有著作人格權，並保有其個人著作未來自行集結出版販售、教學使用之權利。日後作者有任何出版上之疑問，皆歡迎與本刊聯繫。

(四) 經刊登之論文，本刊將贈送每位作者當期期刊 3 本，不另致稿酬。

九、收稿：採全年徵稿，隨到隨審。

投稿：請至本刊網頁 <http://www.asia.edu.tw/journal/ajas/index.htm> 線上投稿。

Asian Journal of Arts and Sciences

— A journal devoted to the promotion of human society and welfare

Asia University, Taiwan

PAPER SUBMISSION FORM

A. Paper title:	
B. Field	
<input type="checkbox"/> Healthcare Administration	<input type="checkbox"/> Finance
<input type="checkbox"/> Health and Nutrition Biotechnology	<input type="checkbox"/> Accounting and Information System
<input type="checkbox"/> Computer Science and Information Engineering	<input type="checkbox"/> Financial and Economic Law
<input type="checkbox"/> Information and Science Application	<input type="checkbox"/> Leisure and recreation management
<input type="checkbox"/> Photonics and Communication Engineering	<input type="checkbox"/> Languages and Literature
<input type="checkbox"/> Information Communication	<input type="checkbox"/> Education
<input type="checkbox"/> Biotechnology and Bioinformatics	<input type="checkbox"/> Psychology
<input type="checkbox"/> Business administration	<input type="checkbox"/> Social Work
<input type="checkbox"/> International Business	<input type="checkbox"/> Digital Media Design
<input type="checkbox"/> Visual Communication Design	<input type="checkbox"/> Creative Product Design
<input type="checkbox"/> Other (please specify: _____)	
C. Authors	
First Author	Organization/University and phone number
Second Author	Organization/University and phone number
Third Author	Organization/University and phone number
D. Contact Person	
Name	
Phones	(O)
	(H)
	(Mobile)
E-Mail	
Address	

Asian Journal of Arts and Sciences

Asia University

Tel: +886-4-23323456 ext. 6135

Fax: +886-4-23320719

E-Mail: journal@asia.edu.tw

500 Liufeng Rd., Wufeng, Taichung, Taiwan 41354

Asian Journal of Arts and Sciences

— A journal devoted to the promotion of human society and welfare

Asia University, Taiwan

CALL FOR PAPERS

Editor-in-Chief

Peirchyi Lii

Asia University
Taichung, 41354 Taiwan
E-Mail: pccli@asia.edu.tw

Co-Editors-in-Chief

Cheng-Chen Chien

Jun-Hong Chen

Joung-Yol Lin

Chien-Yih Lin

Timothy K. Shih Chen

Asia University

Editors

Chiu-Cheng Chang

Jing-Shih Cheng

Wen-Hui Cheng

Shou-jen Lan

Ming-Cheng Chang

Asia University, Taiwan

Jen-Son Cheng

National Chi Nan University, Taiwan

Jei-Tun Wu

Sheng-Syan Chen

Li-Chen Cheng

Tung-Liang Chiang

Hon-Yei Yu

Yen Chu

National Taiwan University, Taiwan

Ching-Chong Lai

Yu-Cheng Lee

Academia Sinica, Taiwan

Han-Lin Li

National Chiao Tung University, Taiwan

Tso-Kwei Peng

Chung Chou Institute of Technology, Taiwan

Chuan-Yi Tang

Tsing Hua University, Taiwan

Han-Chieh Chao

Ilan University, Taiwan

Jonathan Lee

Central University, Taiwan

Michelle Yeh

University of California, Davis, USA

Wai-Lim Yip

University of California, San Diego, USA

Tadayoshi Ishimoto

Nihon University, Japan

Kinshuk

Athabasca University, Canada

Meng Kin Lim

National University of Singapore, Singapore

Ming-Syuan Ni

Hong Kong Univ. of Sci. & Technol., Hong Kong

Jeffrey J. P. Tsai

University of Illinois at Chicago, USA

Gregory S. Miller

Iowa State University, USA

Kathleen Lux

Capital University, USA

Purpose

AJAS is a journal published for the promotion of academic researches about arts and sciences and integration of them for the advance of the human society and welfare.

Papers

AJAS is published by Asia University under the supervision of an international editorial board. Academic papers with topics related to the above-mentioned aim of the journal are invited. Papers with academic contributions will be accepted and published after a peer review process, which takes normally no more than six months.

Information for Authors

Please submit manuscripts through our website, e-mail. Website submissions are strongly preferred. If you submit by e-mail, please include a "Paper Submission Form" in your submission.

Manuscripts should begin with the title of the article, and the author's name, affiliation and address.

All submitted manuscripts should be typed double spaced on A4 size papers. The maximum length is 30 pages including the title page, figures, tables, references and appendices. Alternatively, the manuscript may be typed in the format of a given sample which may be downloaded from our website. The author is encouraged to use this format to prepare the manuscript because it is the appearance of a paper in our journal. The maximum length is 15 pages.

To submit a manuscript or to obtain further information, please contact:

Miss Yi-Ching Yang

Editorial Assistant, AJAS

R & D Office, Asia University

500 Liufeng Rd., Wufeng, Taichung, Taiwan 41354

E-mail: journal@asia.edu.tw

AJAS Web page: <http://www.asia.edu.tw/journal/ajas/>

Copyright Protection by Watermarking for Color Images against Print-and-Scan Operations Using Coding and Synchronization of Peak Locations in Discrete Fourier Transform Domain*

YEN-CHUNG CHIU¹ AND WEN-HSIANG TSAI^{1, 2}

¹*Department of Computer Science and Information Engineering, National Chiao Tung University*

²*Department of Computer Science and Information Engineering, Asia University*

ABSTRACT

A watermarking method for copyright protection of color images against print-and-scan operations is proposed. A watermark is embedded in an input image as coefficient-value peaks circularly and symmetrically distributed in a middle band of the discrete Fourier transform (DFT) domain of the input image. By detecting the robust peaks in the DFT domain of a reproduced image resulting from scanning a printed version of a watermarked image, the embedded watermark can be extracted for copyright proof of the reproduced image. Experimental results are shown to prove the feasibility of the proposed method.

Keywords: digital watermarking, color image, copyright protection, print-and-scan operations, discrete Fourier transform.

利用浮水印及傅立葉轉換波峰位置編碼與同步技術作
可對抗印刷與掃描操作的彩色影像版權保護

邱彥中¹、蔡文祥²

¹國立交通大學資訊工程學系

²亞洲大學資訊工程學系

摘要

中文摘要.....

.....
.....
.....
.....
.....
.....
.....

關鍵字:.....

* This work was supported partially by the NSC Project Advanced Technologies and Applications for Next Generation Information Networks (II) with Project No. NSC93-2752-E-009-006-PAE and partially by NSC Project No. NSC 94-2422-H-468-001.

1. INTRODUCTION

Because of the rapid development of electronic products, printers and scanners are commonly used for publications and reproductions of documents. Digital images can be printed to spread around. And when a printed image is scanned again, the resulting image, called reproduced image in this paper, becomes a digital version similar to the original one, though with some distortion sometimes. Such reproduced images might be misused against the copyright of the original digital image. It is desired to have a certain way to counteract such illegal print-and-scan operations, called *print-and-scan attacks* sometimes, on protected digital images.

Digital watermarking is a technique for embedding a watermark into a digital image to protect an owner's copyright of the image. The resulting watermarked digital image is called a *stego-image*. One way to solve the above-mentioned print-and-scan problem is to make the embedded watermark robust against print-and-scan operations, so that after applying these operations on a stego-image to yield a reproduced image, the watermark is not fully destroyed and can still be extracted from the reproduced image to verify the copyright of the image.

Some researches about watermarking techniques for copyright protection against print and scan attacks have been proposed in recent years. Fleet and Heeger (1997) described a human color vision model to ensure that the embedded signal is invisible and proposed a method for embedding sinusoidal signals, which act as a grid and provide a coordinate frame on the image. In Solachidis and Pitas (2001), a private key, which allows a very large number of possible watermarks, was proposed to determine a watermark, which was then embedded in a ring in the DFT domain. And the measure of correlation was used for watermark detection. Lefebvre, Gueluy, Delannay, and Macq (2001) proposed a method, which combines an additive watermarking algorithm in the spatial domain and a synchronization template in the Fourier domain. In Chotikakamthorne and Pholsomboon (2001), a watermark constructed with a ring-shaped constraint was embedded in the spatial domain and a sinusoidal function with random phases was used for generating each watermark ring.

In a reproduced image, there are two categories of distortions, namely, geometric transformations and pixel-value changes. The former category includes rotation, scaling, padding, etc., and the latter includes changes of pixel values in luminance, contrast, gamma correction, chrominance, blurring, etc. (Lin & Chang, 1999). Geometric transformations do not cause significant effects on the visual quality but the pixel-value changes do, as seen in Fig. 1 for example.




Fig 1 A color image and a reproduced image with degraded quality. (a) Color image "Lena". (b) Reproduced image of (a) with quality of 100dpi.

A reproduced image in general has both pixel-value changes and geometric transformations. Therefore, a watermark embedded in a reproduced image must have a certain degree of robustness against attacks of pixel-value changes and geometric operations. In order to embed watermarks in color images to survive geometric operation attacks, invariant features of images with respect to geometric transformations should be adopted. And the embedded watermark must be imperceptible, of course. In this paper, we propose a robust method for embedding a watermark in an input image as coefficient-value peaks circularly and symmetrically distributed in a middle band of the discrete Fourier transform (DFT) domain of the input image. The peaks are found robust in this study in the DFT of a reproduced image, and can be extracted for copyright proof of the image. Experimental results are shown to prove the feasibility of the proposed method.

The remainder of this paper is organized as follows. In Section 2, the ideas of the proposed method are described. In Section 3, the proposed watermark embedding process is presented. In Section 4, the proposed watermark extraction process is described. In Section 5, some experimental results are shown. Finally, some conclusions are made in Section 6.

2. IDEA OF PROPOSED METHOD

2.1 Properties of DFT and Color Images

The DFT $F(u, v)$ of an input image $f(x, y)$ of size $M \times N$ can be described by:

$$F(u, v) = \frac{1}{MN} \sum_{x=0}^{M-1} \sum_{y=0}^{N-1} f(x, y) e^{-j2\pi(ux/M + vy/N)} \quad (1)$$

This transform has several properties useful for this study. First, the transform has a symmetry property shown by

$$F(u, v) = F^*(-u, -v), \quad (2)$$

where the symbol F^* means the complex conjugate of F (Gonzalez & Woods, 2002). Also, the complex transform $F(u, v)$ can be divided into two parts, the *magnitude function* (or called *spectrum*) $|F(u, v)| = [R^2(u, v) + I^2(u, v)]^{1/2}$ and the *phase function* $\phi(u, v) = \tan^{-1}[I(u, v)/R(u, v)]$, where $R(u, v)$ and $I(u, v)$ are the real and imaginary parts of $F(u, v)$, respectively. For real inputs like images, Eq. (2) leads to

$$|F(u, v)| = |F(-u, -v)|, \quad (3)$$

which means that a coefficient value and its symmetric version in the DFT domain are equal in magnitude. Both the magnitude and the phase functions are required for reconstruction of an input image from its DFT. The magnitude function is less important than the phase function. The magnitude-only image is unrecognizable, while the phase-only image is barely recognizable (Quantitative Imaging Group, 2006). Therefore, we may compute and adjust the magnitudes of the DFT coefficients to embed information without causing significant loss of the image quality, as is done in this study.

Furthermore, it is known that the rescaling operation has almost no effect on the DFT coefficients, while image rotation in the spatial domain will cause the coefficient values to have the same rotation in the frequency domain (Lin et al., 1999). Figs. 2(a) and (b) show an image and a rotated version of it. And the corresponding spectrum images, in which each pixel value is taken to be the magnitude of a DFT coefficient, are shown in Figs. 2(c) and 2(d), respectively. Notice the same rotation of the spectrum image in 2(d) as that of the image in 2(b).

Finally, it is mentioned that although we can embed watermark information into all of the three color channels of an image, experiments shows that this work can only be conducted in the red and blue channels in the DFT domain because hiding information in the green channel is too sensitive to the human vision and will create perceivable effects (Navarro & Tavares, 1999).




Fig. 2 Input images and Fourier spectra of G channel. (a) Image "Lena". (b) Image "Lena" after rotation. (c) Fourier spectrum of "Lena" (d) Fourier spectrum with the same rotation of (b).

2.2 Proposed Watermarking Technique Using Coefficient-value Peaks in DFT

In the proposed watermarking method, first we shift the zero frequency point $F(0,0)$ to the center of the DFT domain and embed a given watermark in a ring region in a middle band, denoted as B subsequently, in the DFT domain between two circles with two pre-selected radii R_1 and R_2 where $R_1 < R_2$, as shown in Fig. 3. Next, we divide B into n equally-spaced concentric circular stripes with outer radii r_1, r_2, \dots, r_m and each stripe into m angle ranges with starting angles $\theta_1, \theta_2, \dots, \theta_m$, as seen in Fig. 4. Then, for watermark embedding we select $n \times m$ locations $P = \{p_1, p_2, \dots, p_{n \times m}\}$, called *embeddable positions*, in the frequency domain with their coordinates described by

$$p_k = (u_k, v_k) = (r_i \cos \theta_j, r_i \sin \theta_j), \quad (4)$$

where $1 \leq i \leq n$, $1 \leq j \leq m$, and $1 \leq k \leq \lambda$ with $\lambda = n \times m$. And we adjust the coefficient values of some of these positions to be *local peaks* in the frequency domain to

form a desired watermark in a way described next.

First, we select a number h of peaks, among the λ ones at the embeddable positions, for use to embed a watermark W which is a pre-selected series number with an integer value w . These peaks may be viewed to *code* the watermark value w .

To decide which peaks should be used, we apply a combinatorial operation to get all possible *codes* $R = \{r_1, r_2, \dots, r_g\}$, with each code r_i specifying a set of h peak locations, where $g = C(\lambda, h)$ with $C(\lambda, h)$ being a *combinatorial number* which means the number of ways of picking h *unordered* outcomes from λ possibilities. In this study, we choose h to equal $\lambda/2$ because $C(\lambda, h)$ will then has the maximal value for a specific $\lambda = m \times n$. For example, if λ is equal to four and h is equal to two, we have $P = \{p_1, p_2, p_3, p_4\}$ and $g = C(4, 2) = 6$ which means that we have 6 possible codes $R = \{r_1, r_2, \dots, r_6\}$ for use as watermarks where $r_1 = \{p_1, p_2\}$, $r_2 = \{p_1, p_3\}$, $r_3 = \{p_1, p_4\}$, $r_4 = \{p_2, p_3\}$, $r_5 = \{p_2, p_4\}$, and $r_6 = \{p_3, p_4\}$.

Then, after choosing a watermark W with integer value w no larger than g , we get the w th code r_w in R and modify the coefficient values $M(u_k, v_k)$ of the corresponding embeddable positions p_k specified by r_w to be local peaks $M'(u_k, v_k)$ by the following equation:

$$M'(u_k, v_k) = M(u_k, v_k) + c \quad (5)$$

where c is a pre-selected constant that determines the embedded watermark strength.

It is noted that, when changing the coefficient value to be a peak at each $p_k = (u_k, v_k)$ for the amount of c , we must preserve the *positive symmetry* property of the DFT [9] by changing the corresponding coefficient value at $p_k' = (-u_k, -v_k)$ for the same amount c . Otherwise, the peak created at p_k will be counteracted by the unchanged symmetric coefficient value at p_k' after applying the inverse DFT. That is, we must perform, as is done in this study, the following operation

$$M'(-u_k, -v_k) = M(-u_k, -v_k) + c \quad (6)$$

each time when we perform an operation of Eq. (5).

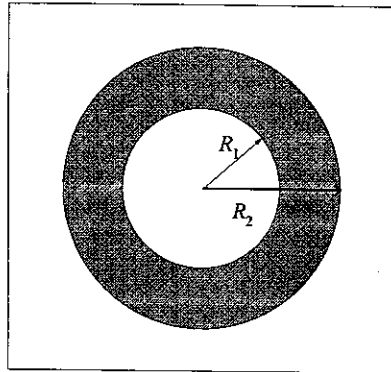


Fig. 3 A ring region in middle frequency band.

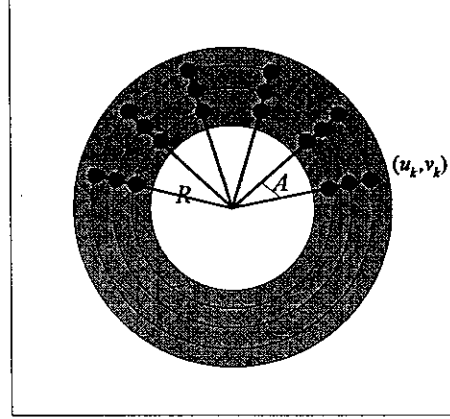


Fig. 4 The ring region in Fig. 3 is divided into concentric circular stripes and each stripe into angular sectors.

2.3 Proposed Technique for Synchronizing Peak Locations for Protection against Rotation and Scaling Attacks

In order to deal with rotation and scaling attacks, an extra local peak P_s , called *synchronization peak*, is created in the DFT domain to serve as a signal for *synchronizing* the peak locations $P = \{p_1, p_2, \dots, p_{n \times m}\}$ mentioned previously in a way described later. P_s is embedded into the previously-mentioned middle frequency band B as well at a location p_s described by

$$p_s = (u_s, v_s) = (r_s \cos \theta_s, r_s \sin \theta_s) \quad (7)$$

where r_s is selected to be larger than R_2 (the outer radius of the band B) and θ_s is a pre-selected angle value. We adjust the DCT value of P_s and that of its symmetric version to be peak values also by Eqs. (5) and (6).

We now describe how we use the synchronization peak P_s in the proposed watermark extraction process to calculate the rotation angle of a suspicious stego-image which suffers possibly from a rotation attack. Because of the DFT properties mentioned previously and illustrated by Fig. 2, if a stego-image is rotated, the location of P_s will also be changed with the same rotation angle. We may calculate first the new angle θ_s' of P_s and take the difference $\Delta\theta$ between θ_s' and θ_s to decide whether the stego-image has been rotated: if $\Delta\theta \neq 0$, then rotated; else, not. If rotated, then we find the angles θ_k' of the other local peaks, and compute their original angles θ_k'' by

$$\theta_k'' = \theta_k' - \Delta\theta. \quad (8)$$

On the other hand, as mentioned previously, if a stego-image is rescaled, the DFT coefficient values are almost unaffected. It means that the radii of the local peaks will not be changed.

2.4 Proposed Technique for Automatically Adjusting Threshold Value for Ex-

tracting Watermark

To extract the embedded watermark in a reproduced image, we have to detect, using a threshold value T , the local peaks in the DFT domain of the image to recover the code representing the watermark. Because the reproduced image has pixel-value changes which degrade the original image quality and counteract the values of the embedded peaks, the threshold value T is difficult to determine. The way to solve this problem is to select first an initial value T_0 for T and adjust T to get a refined value in the i th iteration according to the following rule:

$$T_i = \begin{cases} T_{i-1} + \delta & \text{if } e_i > h, \\ T_{i-1} - \delta & \text{if } e_i < h, \end{cases} \quad (9)$$

where T_i is the value for T in the i th iteration, h is the previously-mentioned number of embedded peaks of each code, e_i is the number of the detected peaks using the threshold T_{i-1} , and δ is a pre-selected constant. This means that if the number of the detected peaks is larger than the number of the embedded peaks, the threshold value is incremented for the amount of δ to make the detected peaks in the next iteration become fewer, and vice versa. The iterations stop at the moment when the number of the detected peaks equals h . The detected peaks are then *decoded* to recover the embedded watermark value w .

3. WATERMARK EMBEDDING PROCESS

In the proposed watermark embedding process, first we rescale an input image to a pre-selected $M \times M$ square image, where M is a radix-2 number. Next, we use radix-2 Fast Fourier Transform (FFT) to transform the input image into the DFT domain fast. Then, we use the DFT domains of the red and blue channels of the input image to embed a series-number watermark. The watermark is transformed into a bit stream which is then divided into two halves. Each half is transformed back to be an integer as a smaller watermark to be embedded in one of the red and blue color channels according to the idea described in the last section. A detailed algorithm of this process is described as follows.

Algorithm 1: *Watermark embedding process.*

Input: a color image C and a watermark W .

Output: a stego-image S .

Steps.

1. Rescale C to get an $M \times M$ square image C' , where M is a radix-2 number.
2. Transform the red and blue channels of C' into the frequency domain by the DFT to get C'_r and C'_b .
3. Transform W into a binary stream, divide the result equally into two substreams, and transform them back into two integers W_r and W_b .
4. Embed W_r and W_b as a watermark W' into C'_r and C'_b , respectively, by per-

forming the following operations.

- 3.1 Decide a set of radiuses $R = \{r_1, r_2, \dots, r_n\}$ for n equally-spaced concentric circular stripes in the middle band B of the frequency domain between two pre-selected circles with radiuses R_1 and R_2 , with $R_1 < R_2$.
- 3.2 Decide m angles $\Theta = \{\theta_1, \theta_2, \dots, \theta_m\}$ equally distributed in the range from 0° to 180° . Also, take λ to be $m \times n$.
- 3.3 Obtain λ embeddable positions $P = \{p_1, p_2, \dots, p_\lambda\}$ with p_k ($k = 1, 2, \dots, \lambda$) located at $(r_i \cos \theta_j, r_i \sin \theta_j)$ where i and j are such that $k = (i - 1) \times m + j$, and their symmetric positions $Q = \{q_1, q_2, \dots, q_\lambda\}$ with each q_k located at the symmetric location of p_k .
- 3.4 Apply the combinatorial operation mentioned previously to get g codes $R = \{r_1, r_2, \dots, r_g\}$ with each code r_k ($k = 1, 2, \dots, g$) specifying a set of peak locations, where $g = C(\lambda, h)$ with $h = \lambda/2$.
- 3.5 According to the value w of W' , take r_w out of R and adjust the coefficient value at each location within r_w and that of its symmetric location to be local peaks by Eqs. (5) and (6).
- 3.6 Add a synchronization peak P_s according to the scheme described in Section 2.3.
5. Transform C_r' and C_b' back into the spatial domain by the inverse DFT.
6. Rescale C' to the original size of C .
7. Take the final result as the desired stego-image S .

4. WATERMARK EXTRACTION PROCESS

In the proposed watermark extraction process, no other information but a stego-image in suspicion is needed as the input. The stego-image is rescaled to a square image of the pre-selected size $M \times M$ where M is a radix-2 number mentioned previously. The red and blue channels are transformed into the DFT domain by using the FFT. Because of the symmetric property of the DFT coefficient values specified in Section 2.1, we only need to detect local peaks within the range of the upper-half Fourier spectrum image. After collecting all the peaks, a detected peak with the longest radius is taken to be the synchronization peak P_s , which is then used to synchronize the peak locations. Then, the angles of the remaining h peaks in $P = \{p_1, p_2, \dots, p_h\}$ are reconstructed by Eq. (8) to get their new locations $P' = \{p'_1, p'_2, \dots, p'_h\}$.

Also, we separate the ring area of the middle frequency band B between the two circles with the previously-mentioned radii R_1 and R_2 into n equally-spaced concentric circles and into m angle ranges to make B become a set of λ sectors $D = \{d_1, d_2, \dots, d_\lambda\}$, where $\lambda = m \times n$, as seen in Fig. 5. Then, P' and D are compared to collect h sectors to form a set A by the following way:

for all $k = 1, 2, \dots, \lambda$ and $i = 1, 2, \dots, h$,

$$\text{if } p'_i \text{ falls in } d_k \text{ then regard } d_k \text{ to be in } A. \quad (10)$$

This means that, if there is a peak within an area d_k , d_k is taken to into A . Finally, we use a combinatorial operation with D and h as inputs to get g kinds of possible codes $R = \{r_1, r_2, \dots, r_g\}$, where $g = C(\lambda, h)$ with $h = \lambda/2$. Then, we check if there is any r_j which is equal to A with $1 \leq j \leq g$. If so, the integer number j is then taken as the extracted watermark value. This completes the extraction process of the watermark.

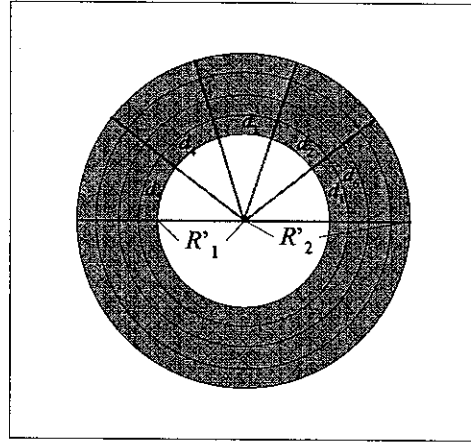


Fig. 5 The middle frequency band is divided into concentric sectors.

The detailed watermark extraction process is described as an algorithm as follows.

Algorithm 2: *Watermark extraction process.*

Input: A stego-image S .

Output: A watermark W .

Steps.

1. Rescale S to get an $M \times M$ square image S' , where M is a radix-2 number.
2. Transform the red and blue color channels of S' into the DFT domain to get Fourier spectra S'_{red} and S'_{blue} .
3. Detect peaks within the upper-half areas of S'_{red} and S'_{blue} , respectively, by performing the following operations.
 - 2.1 Use an adjusted threshold value T to detect peaks in the middle-frequency band according to the method described in Section 2.4.
 - 2.2 Select a peak with the longest radius to be the synchronization peak, and calculate its angle change $\Delta\theta$ with respect to the original angle of the synchronization peak.
 - 2.3 Reconstruct the angles of the remaining h peaks by Eq. (8) to get their new locations $P' = \{p'_1, p'_2, \dots, p'_h\}$.
 - 2.4 Divide the middle frequency band between R_1 and R_2 into n equal-

equally-spaced concentric circles and into m angle ranges to make the middle band become several λ sectors $D = \{d_1, d_2, \dots, d_\lambda\}$, where $\lambda = m \times n$.

- 2.5 Compare P' and D to select h areas as a set A according to the way specified by Eq. (10), where $h = \lambda/2$.
- 2.6 Apply a combinatorial operation to get g codes $R' = \{r'_1, r'_2, \dots, r'_g\}$, with each code r'_j ($j = 1, 2, \dots, g$) specifying a set of h areas of D , where $g = C(\lambda, h)$. Then, check if there is any r'_j equal to A with $1 \leq j \leq g$. If so, take j as the desired serial number.
4. Link two serial numbers in binary form from S'_{red} and S'_{blue} sequentially.
5. Transform the linked bit stream into a serial number.
6. Take the final result as the desired watermark W .

5. EXPERIMENTAL RESULTS

Some experimental results of applying the proposed method are shown here. A serial number 888 is a watermark. The factor c that determines the embedded watermark strength is assigned to be 1.5. Fig. 6 shows an input image with size 512×512 . And Fig. 7(a) shows the stego-image of Fig. 5 after embedding the watermark. In addition, Figs. 7(b) and (c) show the corresponding Fourier spectrum image and the detected locations of the peaks marked with red and green marks. The green mark is the synchronization peak. Fig. 7(d) shows that Fig. 7(a) was printed at 600 dpi on an HP Color LaserJet 5500 laser printer and scanned at 100 dpi using a Microtech Scanmaker 9800XL flatbed scanner, and the corresponding Fourier spectrum image and the detected peak locations are shown in Figs. 7(e) and (f), respectively. The embedded peaks can be successfully detected in our experiments.

Finally, we test 120 reproduced images which are generated from twenty digital color images by printing at 600 dpi and scanning again at 85 dpi, 100 dpi, 150 dpi, 200 dpi, 250 dpi and 300 dpi, respectively. And the success probability of extracting the watermarks is 91.67%. The errors came mainly from the use of improper image resolutions when rescanning the printed version of the original input images.



Fig. 6 An input image "Lena".



(a)



(d)




Fig. 7 An output stego-images with the watermark, the reproduced image and Fourier spectrum images. (a) Stego-Image "Lena". (b) Fourier spectrum image of (a). (c) Peak locations of (c). (d) Reproduced image with the resolution of 100dpi. (e) Fourier spectrum image of (d). (f) Peak locations of (e).




Fig. 7 An output stego-images with the watermark, the reproduced image and Fourier spectrum images. (a) Stego-Image "Lena". (b) Fourier spectrum image of (a). (c) Peak locations of (c). (d) Reproduced image with the resolution of 100dpi. (e) Fourier spectrum image of (d). (f) Peak locations of (e) (continued).

Table 1 The PSNR values of recovered images after embedding watermarks.

	Lena	Pepper	Jet
PSNR	33.0	33.0	32.4

6. CONCLUSIONS

In this paper, we have proposed a method for embedding a watermark into a color image by coding and synchronization of coefficient-value peak locations in the DFT domain. According to the properties of image coefficients in the DFT domain, we embed the watermark by creating the peaks circularly and symmetrically in the middle frequencies. And we use a combinatorial operation to code the peak locations. On the other hand, an extra synchronization peak is added to synchronize the peak locations. In the watermark extraction process, the positions of the coefficient-value peaks are detected and mapped into a combinatorial operation to get a watermark. The embedded watermark is shown to be robust and can survive the print-and-scan operations by the experimental results. The proposed method can achieve the goal to protect the image copyright of the owner.

However, in the proposed watermark embedding method, the capacity of a regular-sized image is not large for hiding data. It is not enough to embed a common logo image. In future works, it may be tried to solve this problem.

REFERENCES

- Chotikakamthorn, N. & Pholsomboon, S. (2001). Ring-shaped digital watermark for rotated and scaled images using random-phase sinusoidal function. *Proceedings of IEEE Region 10 International Conference on Electrical and Electronic Technology*, 321-325. Singapore.
- Fleet, D. J. & Heeger, D. J. (1997). Embedding invisible information in color images. *Proceedings of IEEE International Conference on Image Processing*, 532-535. Santa Barbara, CA USA.
- Gonzalez, R.C. & Woods, R. E. (2002). *Digital Image Processing*. New York, U.S.A.: Wiley.
- Lefebvre, F., Gueluy, A., Delannay, D. & Macq, B. (2001). A print and scan optimized watermarking scheme. *Proceedings of 2001 IEEE Fourth Workshop on Multimedia Signal Processing*, 511-516. Cannes, France.
- Lin, C. Y. & Chang, S. F. (1999). Distortion Modeling and Invariant Extraction for Digital Image Print-and-Scan Process. *Proceedings of International Symposium on Multimedia Information Processing (ISMIP)*. Taipei, Taiwan.
- Navarro, A. & Tavares, J. (1999). Joint Source-Channel PCM Image Coding for Binary Symmetric Channels. *Proceeding of International Conference on Signal Processing Applications and Technology*. Orlando, U.S.A.
- O'Ruanaidh, J., Dowling, W. J. & Boland, F. M. (1996). Phase watermarking of digital images. *Proceedings of ICIP '96*, 239-242. Lausanne, Switzerland.
- Quantitative Imaging Group. (2006). Properties of Fourier Transforms. In *Image Processing Fundamentals*. Retrieved May 4, 2006, from <http://www.ph.tn.tudelft.nl/Courses/FIP/noframes/fip-Properti-2.html>
- Solachidis, V. & Pitas, L. (2001). Circularly symmetric watermark embedding in 2-D DFT domain. *IEEE Transactions on Image Processing*, 1741-1753.




Wen-Hsiang Tsai (蔡文祥) received the B. S. degree in electrical engineering from National Taiwan University in 1973, the M. S. degree in electrical engineering from Brown University in 1977, and the Ph. D. degree in electrical engineering from Purdue university in 1979. Dr. Tsai joined the faculty of National Chiao Tung University (NCTU) in Taiwan in November 1979 and was an NCTU Chair Professor in the Department of Computer and Information Science. From August 2004, he is now the President of Asia University in Taiwan.

At NCTU, Professor Tsai has been the Head of the Department of Computer and Information Science from 1984 through 1988, the Dean of General Affairs from 1995 to 1996, the Dean of Academic Affairs from 1999 to 2001, and the Vice President from 2001 to 2004. He served as the Chairman of the Chinese Image Processing and Pattern Recognition Society at Taiwan from 1999 to 2000. He has been the Editor of several academic journals, including *Journal of the Chinese Engineers*, *International Journal of Pattern Recognition and Artificial Intelligence*, *Journal of Information Science and Engineering*, and *Pattern Recognition*. He was the Editor-in-Chief of *Journal of Information Science and Engineering* from 1998 through 2000.

Professor Tsai has received many awards, including one Distinguished Research Award, four Outstanding Research Awards, two Special Researcher Awards, and one Outstanding Researcher Award, all of the National Science Council in 1987 through 2001. He was the recipient of the 13th Annual Best Paper Award of the Pattern Recognition Society of the U. S. A. He also received the Academic Award of the Ministry of Education in 2002. Finally, he was the recipient of the ISI Citation Classic Award in 2001.

Professor Tsai's major research interests include image processing, pattern recognition, computer vision, virtual reality, and information copyright and security protection. So far he has published more than 300 academic papers, including 120 journal papers. Dr. Tsai is a senior member of IEEE and currently the Chair of the Computer Society of IEEE Taipei Section in Taiwan.



Yen-Chung Chiu (邱彥中) received the B.S. degree in computer science from National Cheng Chi University, Taipei, Taiwan in 2002, and the M.S. degree in computer and information science from National Chiao Tung University, Hsinchu, Taiwan in 2004.

Mr. Chiu served at Foxlink Image Inc. in Taipei, Taiwan as a research engineer since July 2004. His current research interests include data hiding for image watermarking, image copyright protection, color image processing, and pattern recognition.